

Spookley

the Square Pumpkin™ 

Educational Resource Packet

Contents

- Multi-Subject Learning Tool
- Discussion Guide
- Activity Sheets (maze, word scramble, word search)
- Coloring Pages

Spookley the Square Pumpkin™

Spookley as a Multi-Subject Learning Tool

Beyond bullying prevention, the story of *Spookley the Square Pumpkin* can be used to teach lessons that touch on many other key areas of curriculum. Here are some general concepts by subject matter.

English and Literacy

Speaking and listening in group discussion: taking turns reading sections of the book, relate comments to previous comments, explore different viewpoints, express opinions, give reasons for opinions and actions

Rhyming: explore rhyming words and schemes from the book

Genre studies: study the components of fantasy and fiction through discussions of the reality-based yet fanciful pumpkin patch

Science

Environment: living things, weather, caring for the environment, life cycle of a pumpkin

Human biology: importance of food and water to survival, healthy eating

Social Studies

Rural communities: discuss the components and role of rural communities through discussions of the farm and the farmer. A class trip to a pumpkin patch would be a fitting culmination.

Mathematics

Shapes: use the multi-shaped pumpkins to introduce a unit on simple shapes, patterns and sets.

Arts

Crafts: create your own pumpkin patch through any medium of expression

Music: create songs using the book's rhyming text

Character Values

- *Respect*--politeness, courtesy, consideration, manners, listening skills, curiosity
- *Self-Discipline*--courage, direction, goal setting, self-control, independence, endurance, resolve, bravery, conflict resolution
- *Citizenship*--patriotism, activism, respect, community service, rights and obligations
- *Compassion*--sensitivity, sharing, empathy, sympathy, generosity, giving, concern, kindness, forgiveness
- *Understanding*--multiculturalism, appreciation, diversity, dignity, worth, respect for rights.
- *Justice*--honesty, integrity, honor, fairness, trust, equality, sincerity, impartiality
- *Self-esteem*--pride, recognition of the accomplishments of others
- *Responsibility*--accountability, conservation, commitment, preparedness
- *Loyalty*--faithfulness, cooperation, sacrifice, allegiance, unselfishness, reliability, comradeship

Spookley the Square Pumpkin™



“Stop Bullying Before it Starts”

Bullying Prevention and Character Values Education Discussion Guidelines and Learning Activities

This document includes discussion guidelines and learning activities that you can use to reinforce the themes of bullying prevention, tolerance and diversity relating to *Spookley the Square Pumpkin*.

Part I: Discussion Guidelines

Bullying Prevention and Tolerance Discussion Questions

Questions	Key Themes / Objectives
How do you think Spookley felt when he was teased by the other pumpkins? How do you think it would feel if you were teased by someone?	Use empathy to help students recognize that they would feel badly if they were teased and bullied.
How do you think Spookley felt by the end of the story?	Lead students to recognize that it is okay to be different
What are some things that you can do if you are being teased or bullied? What are some things that you can do if you see someone else being teased or bullied?	Have students recognize that they can be problem solvers and take action to counteract bullying <ul style="list-style-type: none">• Tell an adult• Speak up for yourself and friends• Be a friend – remove victim from the situation• Intervene – tell the child who is bullying that it’s not ok and it’s not allowed at your school <p><i>Note: It’s best to focus on behavior rather than labels. For instance, don’t encourage students to label someone a “bully” but rather teach them how to recognize bullying behavior. You may wish to visit pacerkidsagainstbullying.org for more strategies</i></p>

<p>What are some things that you can do to show kindness and tolerance towards others?</p> <p>How does it feel when others are nice to you?</p>	<p>Lead students to recognize that it feels good to make others feel good.</p>
<p>SPOOKLEY MOVIE QUESTIONS:</p> <p>Which characters were peacemakers and bystanders in the movie?</p> <p>Download Peacemakers and Bystanders worksheet.</p> <p>How did Spookley feel when Big Tom and Little Tom say, "he's not like us...he's a freak of nature."</p>	<p>Have students recognize different roles of individuals in a bullying situation.</p> <p>Point out that Big Tom and Little Tom never stop to think about how their behavior affects Spookley.</p> <p>Lead students to recognize that it feels good when others understand how we think and feel, and that each of us can make someone else feel good by understanding their thoughts and feelings.</p>

Diversity Discussion Questions

Question	Key Themes / Objectives
What is different about Spookley?	Have students recognize that Spookley is square and the other pumpkins are round
What happens in the pumpkin patch at the end of the book?	Have students talk about the pumpkins of all shapes and colors
What do you think the author means when he says "there were thousands of colors and hundreds of shapes? Oh, what a garden variety makes!"?	Have students recognize that it is special to have a group that consists of individuals with many differences
What else is special about Spookley besides his shape? (e.g., "Spookley is brave, Spookley is kind," etc.)	Have students recognize that diversity is about more than appearances
What makes you special? What is one thing that you like about yourself that makes you unique?	Give students an opportunity to recognize their individuality and their contribution to diversity within their communities
Has there ever been a time when you used something that makes you different to help you solve a problem or achieve something?	
If you were a pumpkin in Spookley's pumpkin patch, what shape would you be?	

Part II: Learning Activities

Create “Spookley’s Pumpkin Patch”

- Have students create their own pumpkins of any shape, size and color using crayons, paint, popsicle sticks and/or construction paper
- Have students share their pumpkins with one another and discuss how each one is different and why that is okay and create Spookley’s Pumpkin Patch
- Have students write at least one thing they can do to show kindness to others (e.g., give someone a compliment, help with a chore, etc.)
- Have students place their pumpkins in “Spookley’s Pumpkin Patch” (e.g., a poster that has “Spookley’s Pumpkin Patch” written on the top and bullying prevention messaging on the bottom; a plot of land where children can “plant” their pumpkins)
- Display “Spookley’s Pumpkin Patch” in the hallway (e.g., on a bulletin board, on a display table outside of the classroom) and share your work with the other classes at your school

Create a Classroom Book


- Create a cover page that introduces the class and what the book is about (e.g., “Ms. Jones’ Third Graders are special because...”)
- Have each student create his/her own page for the book:
 - Have each student write and complete the sentence “I’m special because...”
 - Have each student write down and illustrate something that makes him/her special. (Be prepared to offer suggestions to students who are reluctant to come up with something.)
- When the students are finished, collect the pages. Punch holes in each of the pages and tie yarn around the book.
- Display the book for other teachers and parents to see.

Start Each Day with “Where’s Spookley?”

- Acquire a classroom Spookley (e.g., you can also create your own Spookley out of popsicle sticks and construction paper; you can also purchase a plush Spookley at www.spookley.com)
- Tell your students that Spookley is going to join them in the classroom every day throughout October to remind everyone to be a good friend and show kindness towards others.
- Each morning before the students arrive, place Spookley in a different spot in the classroom. As students enter the classroom each morning, they can look to find him hiding in the classroom.



Help Spookley find his way through the pumpkin patch in time to block the hole in the fence and SAVE THE DAY!



SPOOKLEY the Square Pumpkin

© & TM Holiday Hill Enterprises, LLC. - <http://www.spookley.com>

Reproducible

The pumpkins in Spookley's patch are all different shapes and colors. Unscramble the words by using the list provided. When you finish, write out your answers in the spaces below and read down the center to decode a special Halloween message from Spookley.

1. ATLF _____

7. EDR _____

2. RELPPU _____

8. GECATRELN _____

3. IGTRLAEN _____

9. RUAQES _____

4. BCEU _____

10. LEBU _____

5. KPLODOAT _____

11. EGAORN _____

6. DRNUO _____

12. IDSPERT _____

FLAT ROUND RECTANGLE TRIANGLE RED STRIPED
 CUBE PURPLE POLKADOT ORANGE BLUE SQUARE

1.	_____	_____	_____	_____	_____	_____	_____	_____
2.		_____	_____	_____	_____	_____	_____	_____
3.		_____	_____	_____	_____	_____	_____	_____
4.				_____	_____	_____	_____	_____
5.	_____	_____	_____	_____	_____	_____	_____	_____
6.			_____	_____	_____	_____	_____	_____
7.				_____	_____	_____	_____	_____
8.	_____	_____	_____	_____	_____	_____	_____	_____
9.	_____	_____	_____	_____	_____	_____	_____	_____
10.	_____	_____	_____	_____	_____	_____	_____	_____
11.		_____	_____	_____	_____	_____	_____	_____
12.			_____	_____	_____	_____	_____	_____

SPOOKLEY WORD SCRAMBLE


SPOOKLEY the Square Pumpkin™

© & TM Holiday Hill Enterprises, LLC <http://www.spookley.com>

Reproducible

Spookley the Square Pumpkin™

All the words below help tell Spookley's story. See if you can find and circle them all.



Blue

Red

Halloween

Spookley

Bottom

Round

Odd

Square

Different

Same

Orange

Stem

Green

Seed

Pick


Top

Grow

Side

Pumpkin


Yellow



SPOOKLEY the Square Pumpkin™

© & TM Holiday Hill Enterprises, LLC <http://www.spookley.com>

Reproducible






JACK THE SCARECROW

SPOOKLEY the Square Pumpkin™

© & TM Holiday Hill Enterprises, LLC <http://www.spookley.com>

Reproducible





LITTLE TOM, BIG TOM, & BOBO



SPOOKLEY the Square Pumpkin™

© & TM Holiday Hill Enterprises, LLC <http://www.spookley.com>

Reproducible







BELLA THE BAT

SPOOKLEY the Square Pumpkin™

© & TM Holiday Hill Enterprises, LLC <http://www.spookley.com>

Reproducible






BORIS THE BAT

SPOOKLEY the Square Pumpkin™

© & TM Holiday Hill Enterprises, LLC <http://www.spookley.com>

Reproducible





EDGAR, ALLAN, & POE

SPOOKLEY the Square Pumpkin™

© & TM Holiday Hill Enterprises, LLC <http://www.spookley.com>

Reproducible





SPOOKLEY AND HIS PUMPKIN PATCH PALS

SPOOKLEY the Square Pumpkin™

© & TM Holiday Hill Enterprises, LLC <http://www.spookley.com>

Reproducible

